

# Fundamentals of The Telemedicine Physical Exam

**Sayed Emal Wahezi, MD**

Montefiore Health System

Program Director,

Pain Medicine Fellowship

Associate Professor,

Departments of Physical Medicine and Rehabilitation, Anesthesiology, and  
Orthopedic Surgery

# Preparing for the Telemedicine Neuromuscular Examination

- Pre-Visit Instructions
- Physician Props
- Patient Props
- Patient Clothing and Prep



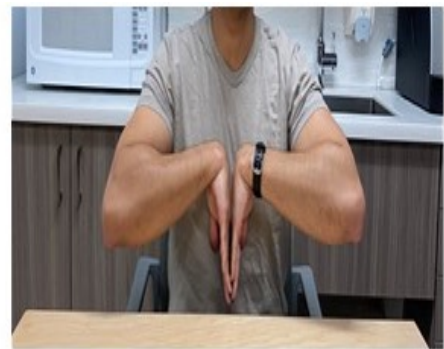
# Neck



# Shoulder



# Elbow and Hand





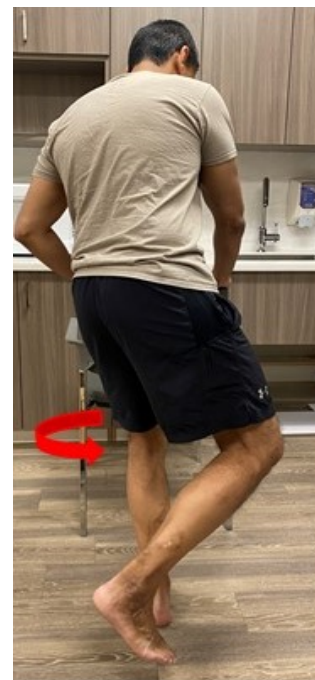
# Lumbar Spine



# Hip



# Knee






# Neurology Examination

- Mental Status
- Strength (Antigravity)
  - Adopted from NIH. Stroke Scale
    - No drift for 5 seconds. 0
    - Drift, but doesn't hit chair +1
    - Drift, hits chair +2
    - Some effort against gravity +2
    - No effort against gravity +3
    - No movement
    - +4



# Neurology Examination

- Balance
  - # Step Turnaround
- Reflexes
- Sensory
- Coordination



# Thank You

- Body text

- Body text

