


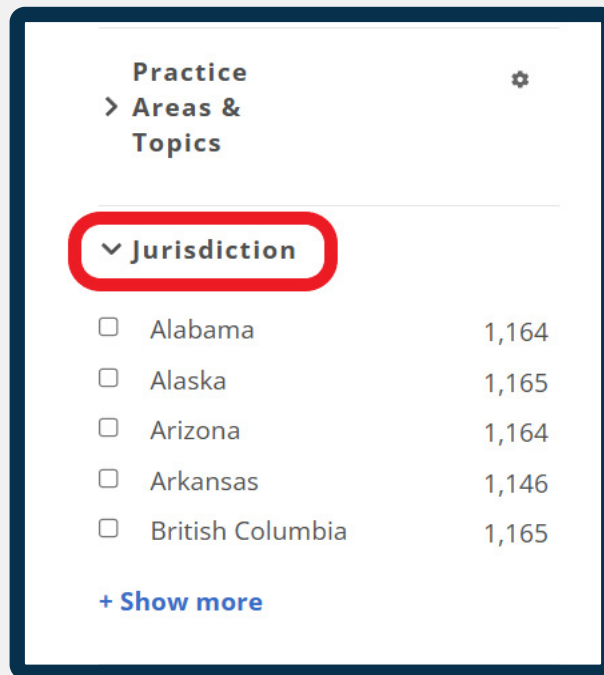
# How Do I Make Sure a Program Is Accredited in My State?

## 1. Use the Jurisdiction Filter on the Member Benefit Library Search Page

- Open [this link](#) to access the ABA Learning Center.
- Alternatively, to get to the ABA Learning Center from the [americanbar.org](#) homepage, first click on “CLE” in the top banner.



- The ABA Learning Center is where you can find all of the ABA’s online programs that offer CLE credit. The “[Browse All CLE](#)” and “[Explore Member Benefit Library](#)” pages, found on the ABA Learning Center homepage, include a variety of search and filtering options to help you narrow down our offerings to your requirements. More on this is explained in the “How Do I Find a Program?” guide.
- On either the “Browse All CLE” or “Explore Member Benefit Library” page, in the column of filters to the left, expand the “Jurisdiction” dropdown by clicking on it.



- Select the appropriate state(s), territory(ies), or province(s) by clicking on the check boxes next to them, and wait for the page to automatically repopulate with the relevant courses.
- The search results will now display programs that are available in that jurisdiction, though the programs may be applied for (pending review and approval), approved, available for credit, available for credit through reciprocity, or available for credit through a self-apply process.
- You can check the approval status of each program by clicking on it in the search results and using the CLE Credit Details Box described in the next section.

## 2. Expand the Program's CLE Credit Details Box

- On each program's registration page, below the blue Event Details box, you will find a dropdown box that allows you to select your jurisdiction. Note that this dropdown box may not appear for webinars and events that have recently opened registration or have yet to finalize their CLE request.

**EVENT DETAILS**

**About this course**

**Business Law Basics** | Cybersecurity is an important issue in every industry. It's also become an increasingly important corporate governance issue. This program will cover some key issues to be aware of including some recent Caremark cases triggered by cyber issues, SEC rules and enforcement actions, and the interplay between cyber insurance and D&O insurance when a cyber incident occurs.


**Panelist(s)**  
Emily V Burton, Evangelos Kostoulas, Kevin Vincent Small, Reena Bajowala

**Sponsor(s)**  
Business Law Section

**Product Code**  
CL2402BLB05OLC

**Available Through**  
February 01, 2027

[Jump to Course Content](#)



**[CC] Closed Captions Available**

Not a Member? [Join Now](#) to enjoy free and unlimited access to over 500 accredited CLE webinars and on-demand programs, along with additional discounts on ABA-sponsored programs.

**MCLE Information**

Credit hours are estimated and are subject to each state's approval and credit rounding rules. View more information on MCLE information at the ABA.

---

Select your jurisdiction or state to view status and credit details of the CLE application. Credit is not available for states not listed.

Select Jurisdiction ▾

- Click the dropdown, and select your jurisdiction. If you do not see your jurisdiction listed in the dropdown, CLE credit is NOT AVAILABLE for the program in your state.
- Once you select your jurisdiction, information on the program's (1) approval status, (2) credit type, (3) credit hours, and (4) "available until" date in that jurisdiction will appear below the dropdown.

Select your jurisdiction or state to view status and credit details of the CLE application. Credit is not available for states not listed.

California ▾

Jurisdiction	State	Status	Credits	Available Until
State Bar of California	CA	1 <span style="border: 2px solid red; border-radius: 10px; padding: 2px;">Approved</span>	2 <span style="border: 2px solid red; border-radius: 10px; padding: 2px;">General</span> 1.5 <span style="border: 2px solid red; border-radius: 10px; padding: 2px;">3</span>	<span style="border: 2px solid red; border-radius: 10px; padding: 2px;">02/12/2027</span> 4

▾ View Full Description

1. **Approval Status:** This area will show you where the program is in the process of being approved by your state’s MCLE regulatory agency. Below are explanations of each status you might see:
  - **Approved:** The program has already been approved for credit by your state’s MCLE regulatory agency.
  - **Available for credit:** Credit is available based on your jurisdiction’s rules, though the jurisdiction has no formal approval process.
  - **Applied for:** The ABA has submitted the program for credit to your state’s MCLE regulatory agency, but it hasn’t yet been approved for credit.
  - **Applied for upon completion:** The ABA will apply for the course in the jurisdiction once you complete the course and request a certificate.
  - **Request for materials:** The ABA has submitted the program for credit to your state’s MCLE regulatory agency, but it hasn’t yet been approved for credit. Your state’s MCLE regulatory agency has asked to review the written materials that were provided with the program before it approves.
  - **Self apply:** The ABA has not directly requested credit in the state, but credit may be available for attendees who directly apply for credit to the state themselves.
  - **Reciprocity/Reciprocal credit available:** The ABA has not directly requested credit in the state, but the course is available for credit based on rules that allow for credit in this jurisdiction when it has been approved for credit in another jurisdiction.
2. **Credit Type:** The credit type of a program might vary depending on your jurisdiction. This area will show you what state-specific credit type(s) have been requested or are available in your state. Note that some programs will have multiple credit types.
3. **Credit Hours:** This area shows the credit hours requested or available in the jurisdiction for the credit type listed. Note that some programs will have multiple credit types listed, each having its own amount of credit hours.
4. **“Available Until” Date:** States’ rules vary regarding when a program is no longer eligible for CLE credit relative to the date of the program. This area will show you when the course will no longer be eligible for credit in your state.

## 3. Additional Tips

- **Review Your State’s CLE Rules:** If you want more detailed information about the MCLE rules in your jurisdiction, visit the ABA’s [Mandatory CLE](#) page and expand the “MCLE Rules by Jurisdiction” heading at the top. There you will find links to bulleted summaries of each jurisdiction’s CLE rules, links directly to the jurisdiction’s website, and other personalized resources for CLE in your state.

- **View Our Other Guides:** We've provided quick guides and videos at [this link](#) on topics like how to find programs, how to access programs you've registered for, how to obtain CLE certificates for programs you've taken, and how to review programs you've taken/certificates you've received.
- **Reach Out for Support:** If you have questions or need assistance, you can email [service@americanbar.org](mailto:service@americanbar.org) or phone (800) 285-2221.