

Chapter 312 Rule Revisions



BRIAN SIERANT
BIOSOLIDS WORKLEADER
TEXAS COMMISSION ON
ENVIRONMENTAL QUALITY



Topics for Discussion

Background on State Authority and State Rules

The Biosolids Program in Texas

Permits and Registrations

- Statistics
- Locations

Rule Proposal

- What we plan to do and why

Stakeholder Input

Next Steps



History of the 312 Rules

- ❑ 1993 – 40 Code of Federal Regulations Part 503 became effective
- ❑ 1993 – 30 TAC Chapter 312 (Sludge Rules) promulgated to incorporate Part 503
- ❑ 1995 - Chapter 312 rules updated
- ❑ 1998 - TCEQ authorized to administer the EPA biosolids program
- ❑ Two updates:
 - 2005 - Legislation to require more stringent permitting process for Class B land application sites
 - 2014 - Rule petition which resulted in establishing new classification of biosolids (Class AB) and requirements for odor control





Permitting and Registration Program

State - TCEQ

Permit

- Class B Biosolids Beneficial Land Use (BLU)
- Water Treatment Plant (WTP) Residuals Disposal Monofill

Registrations

- Domestic Septage BLU
- WTP Residuals BLU

Notification

- Exceptional Quality Marketing and Distribution of Class A or AB Biosolids

Federal - TPDES

Biosolids Processing

- Dewatering
- Lime Stabilization
- Composting with vegetative material
- Heat Pelletizing
- Mobile Processing Unit

Disposal

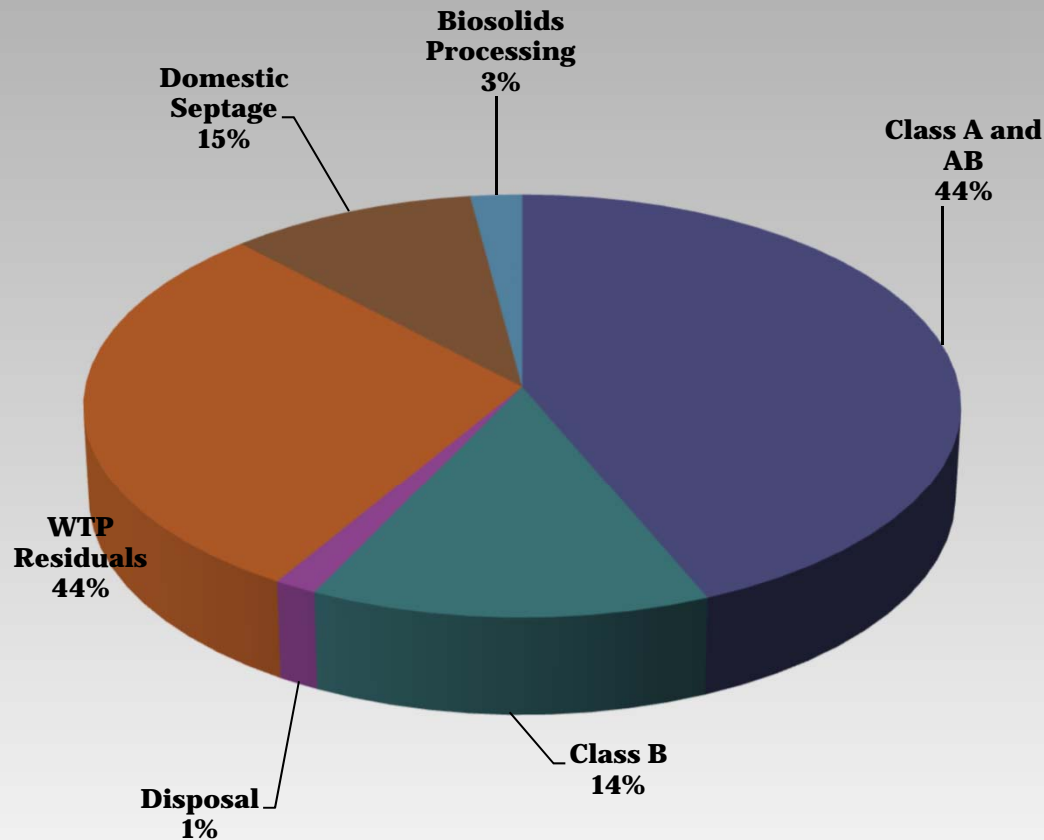
- Sewage Sludge Monofill
- Surface Impoundment

Sludge Only Incineration





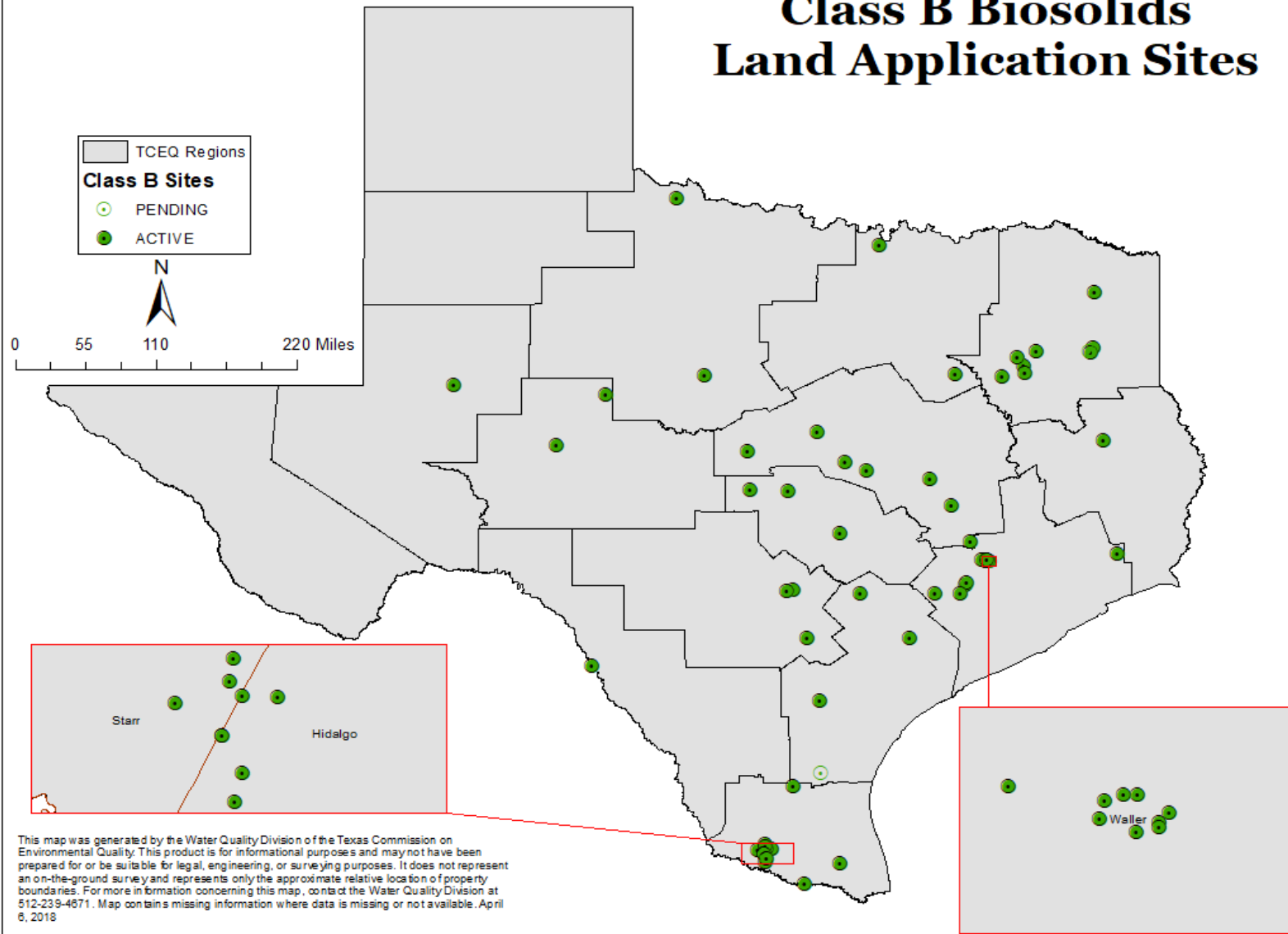
Current Statistics



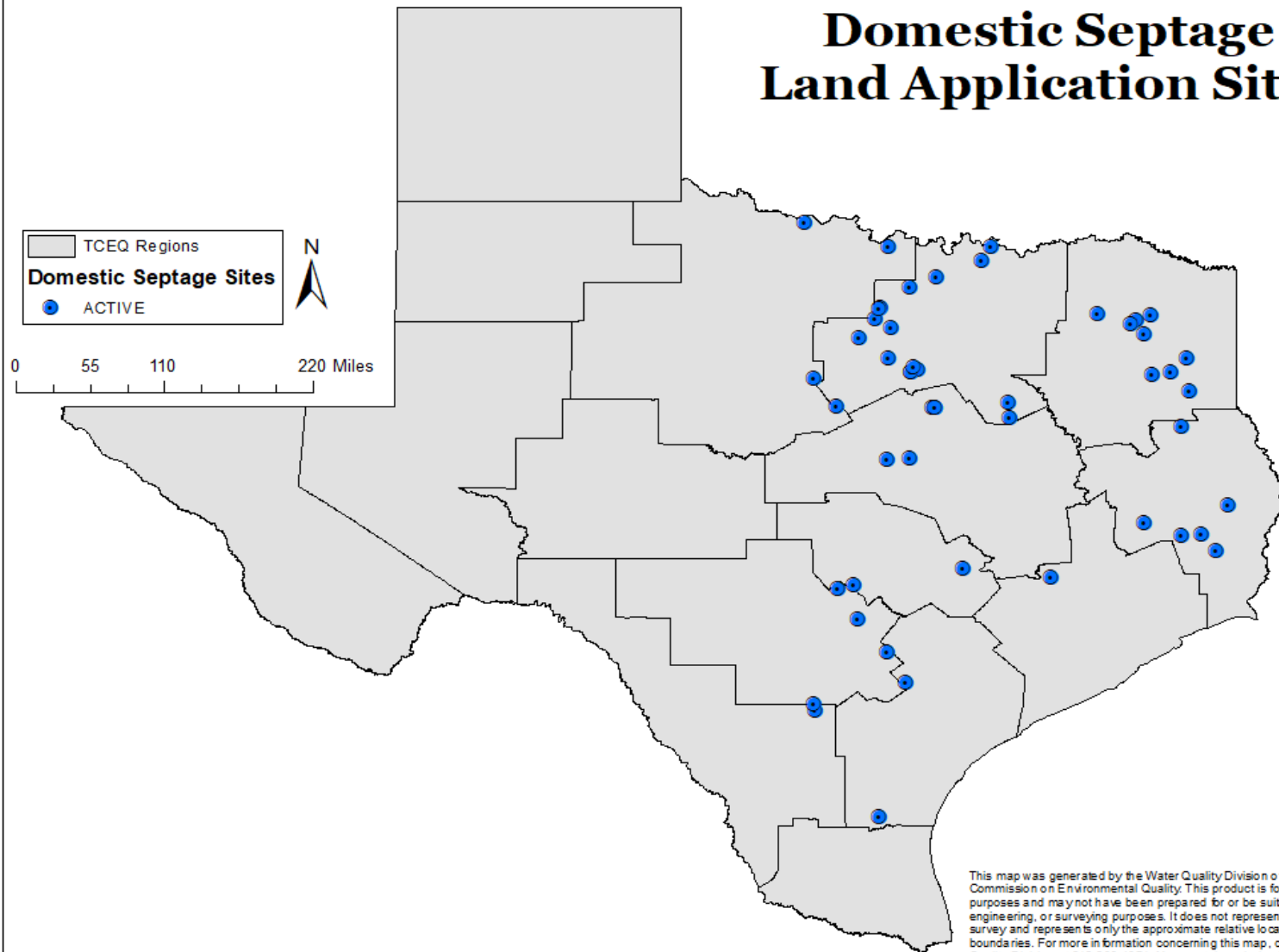
- 210+ Class A and AB Marketing and Distribution Sites
- 48 Class B Land Application
- 125 WTP Residual Land Application
- 50 Domestic Septage Land Application
- 10 Biosolid Processing (Separate from WWTP)
- 7 Disposal



Class B Biosolids Land Application Sites

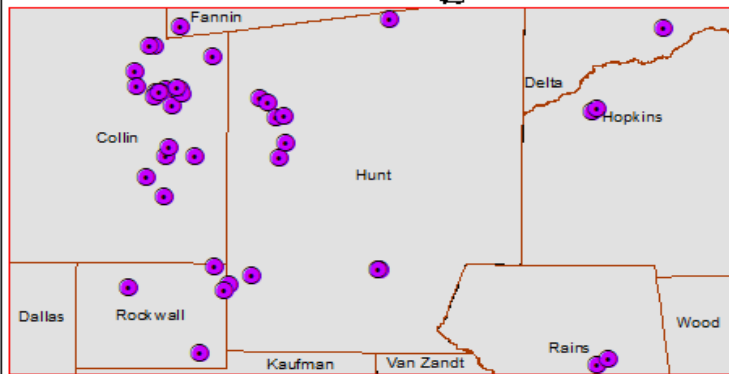
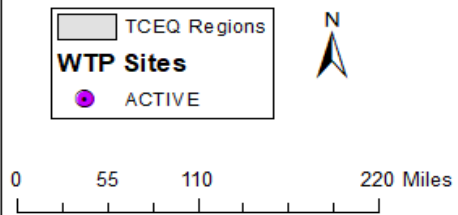


Domestic Septage Land Application Sites



This map was generated by the Water Quality Division of the Texas Commission on Environmental Quality. This product is for informational purposes and may not have been prepared for or be suitable for legal, engineering, or surveying purposes. It does not represent an on-the-ground survey and represents only the approximate relative location of property boundaries. For more information concerning this map, contact the Water Quality Division at 512-239-4671. Map contains missing information where data is missing or not available. April 6, 2018

Water Treatment Residuals Land Application Sites



This map was generated by the Water Quality Division of the Texas Commission on Environmental Quality. This product is for informational purposes and may not have been prepared for or be suitable for legal, engineering, or surveying purposes. It does not represent an on-the-ground survey and represents only the approximate relative location of property boundaries. For more information concerning this map, contact the Water Quality Division at 512-239-4871. Map contains missing information where data is missing or not available. April 6, 2018

Ch. 312 Rule Proposal

Clarify the intent of existing requirements, remove some of the inconsistencies, and improve readability.



Administrative Updates

- Include the use of the term biosolids as it pertains to beneficial land application of treated domestic sewage sludge (Class A, Class AB and Class B)
- Rename water treatment plant sludge as water treatment plant residuals
- Change meets to does not exceed and does not meet to exceeds when referring to metals concentrations in all appropriate sections



Administrative Updates (cont.)

Subchapter A

- 312.4(a)(1), 312.4(c)(1) and 312.12(a)
 - Remove references to permits being required for Class B sites
- Include domestic septage or water treatment plant residuals in all appropriate areas
- Clarify notice requirements for permits to be consistent with Texas Health and Safety Code, §361.121(c). ¼ mile distance is applicable to the land application unit and not the property boundary for Class B BLU sites.
- Add new definitions and update existing ones

Subchapters B and C

- Include the annual reporting period of September 1st of the previous year to August 31st of the current year
- Change name of Annual Sludge Summary Report Form to Biosolids Annual Land Application Summary Report.



Technical Updates

- ❑ Prohibition on land application of biosolids combined with grease or grit trap waste
- ❑ Timing of the applicability of existing buffer zone requirements to existing authorizations
 - 750 ft. from established school, institution, business or occupied residence
 - 50 ft. from public right-of-way and property boundaries
- ❑ Clarify applicability of storage and staging requirements to domestic septage and water treatment plant residuals
- ❑ Require permit to process domestic septage using lime alkali addition at a fixed location



Stakeholder Input

- ❑ **On October 30, 2017, TCEQ hosted a public stakeholder meeting**
- ❑ **Comments mainly ranged from:**
 - The clarification to prohibit the mixture of sludge with grit trap waste and grease trap waste
 - Clarifying the definition of harvesting to include the act of shredding vegetation
 - The applicability of the rules relating to the processing of domestic septage prior to land application
 - Clarifying the sludge transporter rules
 - Increase the 33-foot buffer restrictions from a water body when sludge is incorporated and there is vegetative cover
 - Renaming sludge to biosolids



Current Status

- TCEQ website contains the following stakeholder information:
 - Meeting agenda
 - Webcast
 - Slideshow presentation
 - Meeting summary
 - Stakeholder comments

<https://www.tceq.texas.gov/permitting/wastewater/sludge>



Future Rulemaking

- Develop Concept Memo
- If Concept Memo is approved by Executive Director:
 - Develop timeline
 - Draft rule language
 - Go to Commission for proposal
 - Public Comment / Hearing
 - Adoption

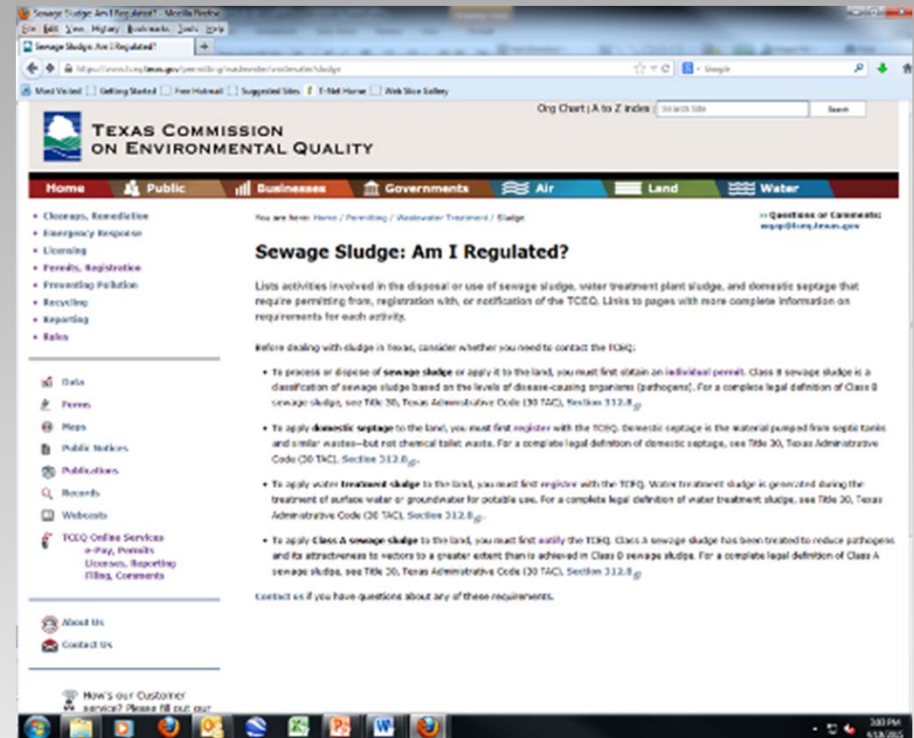




Contacts and Assistance

TCEQ Land Application Team
Biosolids Group
Water Quality Division
Phone: 512-239-4671

Brian Sierant
Kellie Crouch-Elliott
Nathan Sessions



<https://www.tceq.texas.gov/permitting/wastewater/wastewater/sludge>