

RESEARCH IN FIRE ENGINEERING

WEBINAR SERIES

PRESENTED BY THE SFPE FOUNDATION

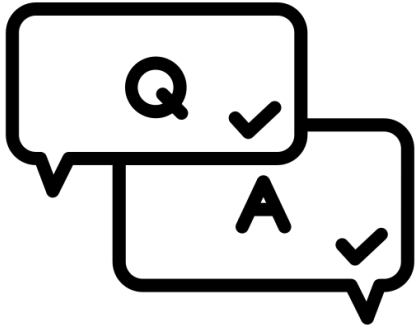
When Fire Meets Water: Understanding VOC Intrusion in Burned Water
Distribution Systems

Amy Metz

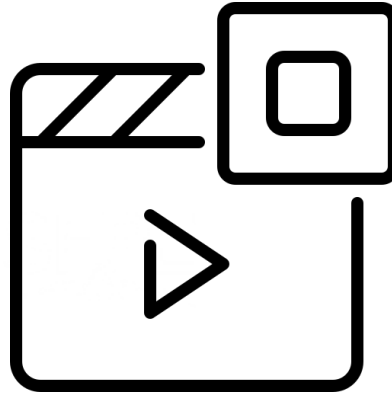
Oregon State University

September 4, 2025

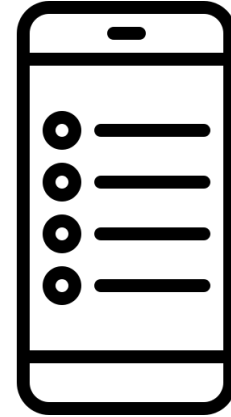
Webinar Housekeeping



Please use the Q&A feature to submit your questions.



This webinar is being recorded.



Take the course evaluation survey to receive your PDH credit.

When Fire Meets Water:

Understanding VOC Intrusion in Burned Water Distribution Systems

AMY METZ

SEPTEMBER 4, 2025

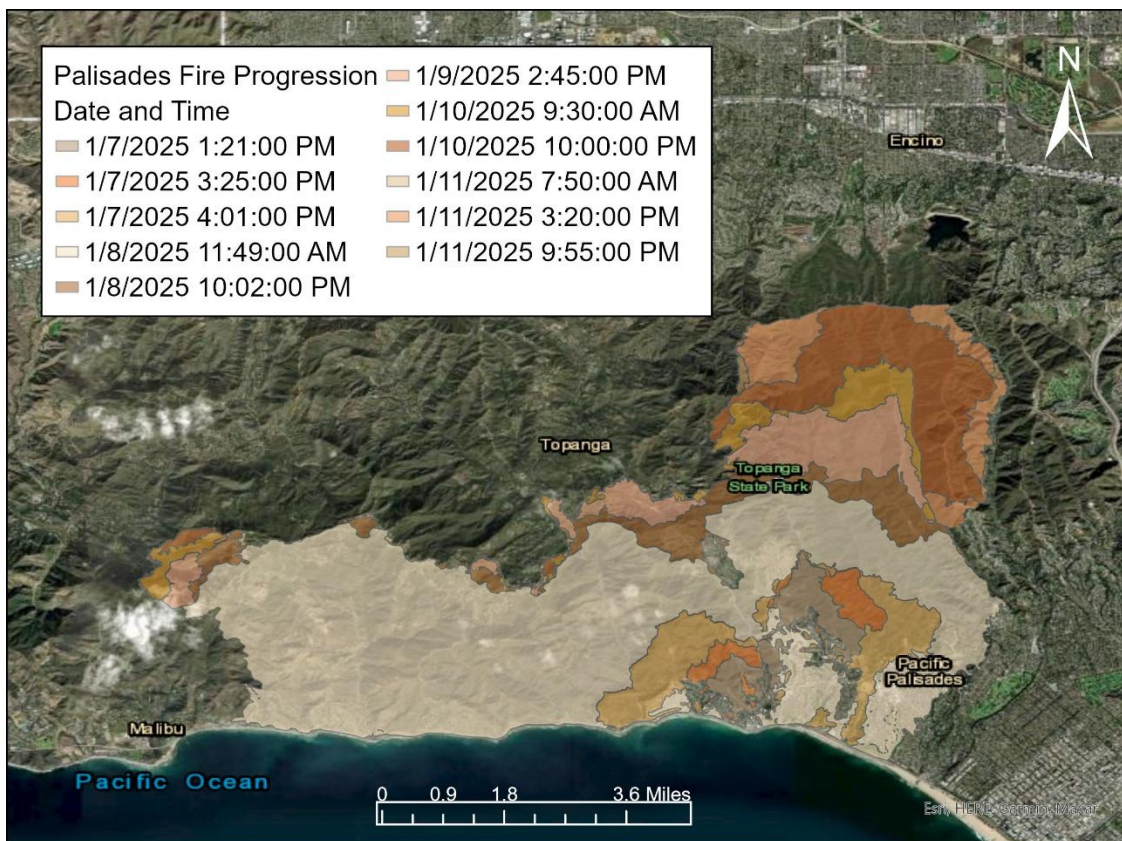


Oregon State
University

SFPE
Foundation®



Wildfire operates on a temporal and spatial level.



- Dependent of regional characteristics
- Has ecological and community impacts
- Is a natural part of ecosystems it occurs in



Image credit: Gaylon Wampler / Getty Images

Fires in the Wildland Urban Interface (WUI)



Fires in the Wildland-Urban Interface



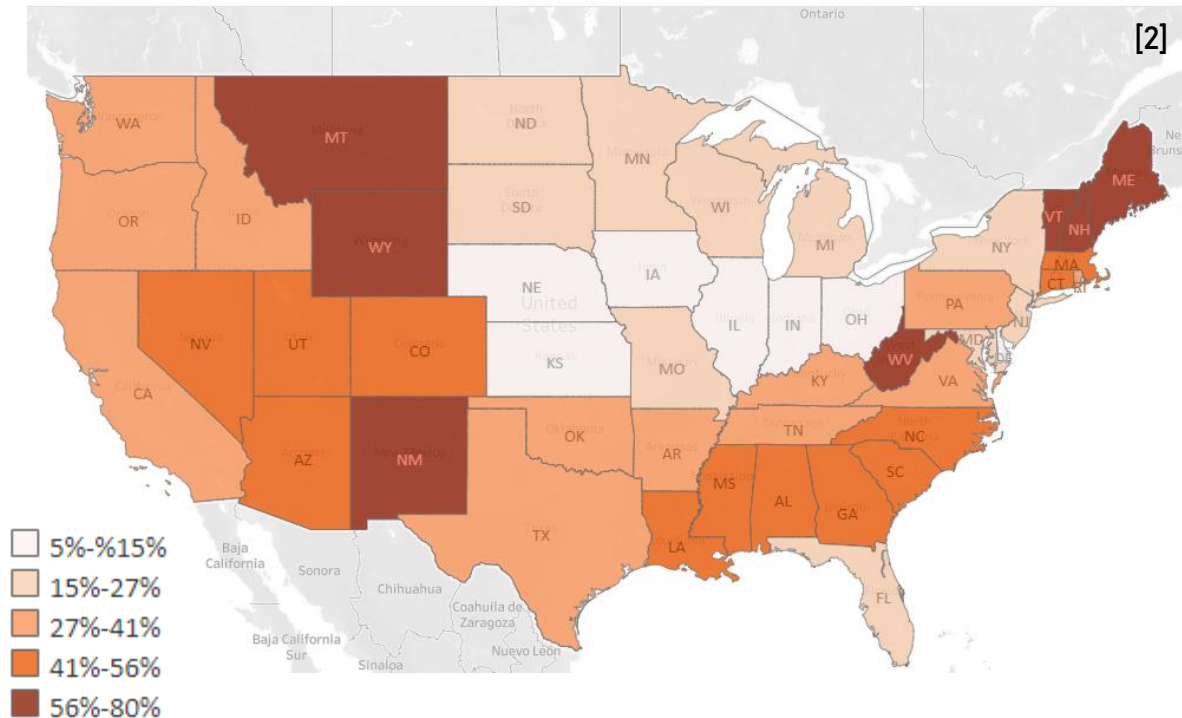
Wildland Urban Interface (WUI):

- Where human development meets or intermixes with undeveloped wildland
- Fastest growing land use type in the US



Fires in the Wildland-Urban Interface

Percent Housing Units in the Wildland-Urban Interface, 2020



Wildland Urban Interface (WUI):

- Where human development meets or intermixes with undeveloped wildland
- Fastest growing land use type in the US
- 32% of all US housing is in the WUI



WUI Wildfire Events

2025 LA County Fires



Photo by John Fredricks.

2017 Tubbs Fire



File photo/Marcio José Sánchez/Associated Press

2023 Lahaina Fire



Jae C. Hong/Associated Press

2018 Camp Fire



Hector Amezcua hamezcua@sacbee.com

2021 Marshall Fire



Hart Van Denburg/CPR, pool

2020 Labor Day Fires



Noah Berger, AP

Challenges of Wildfire to Urban Fire Scenarios

- Unfamiliar firefighting environments
- Extreme fire weather
- Water system design



Wildfire Events

2025 LA County Fires



Photo by John Fredricks.

2017 Tubbs Fire



File photo/Marcio José Sánchez/Associated Press

2023 Lahaina Fire



Jae C. Hong/Associated Press

2018 Camp Fire



Hector Amezcua hamezcua@sacbee.com

2021 Marshall Fire

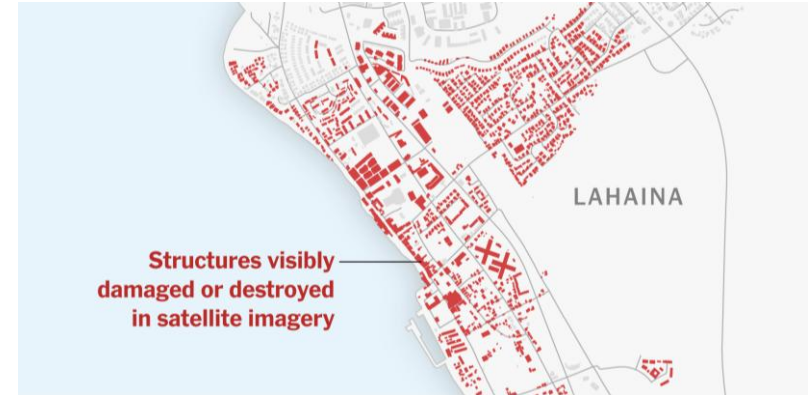



Hart Van Denburg/CPR, pool

2020 Labor Day Fires



Noah Berger, AP



Structures visibly damaged or destroyed in satellite imagery

Structures Destroyed



Leaks at Destroyed Structures



Firefighting Demands



Water System Impacts

After Deadly Wildfire, a New Problem for Santa Rosa: Contaminated Water

The Northern California city suffered one of the deadliest fires in state history. In the aftermath, it now confronts a costly pollution problem likely caused when melted plastic pipes released chemicals into the water supply.



NEWS

Water quality could be impacted for a decade from Oregon wildfire fallout for 200k people



Bill Poehler

Salem Statesman Journal

Sept. 25, 2020, 3:24 p.m. PT

A surprising byproduct of wildfires: Contaminated drinking water

By [Daniel Wolfe](#) and [Aaron Steckelberg](#)

Updated Jan. 12 at 9:02 a.m.

Originally published July 29, 2024



41 / 41
New

Amid the fires, LA is warning some residents the tap water isn't safe. Here's why

JANUARY 11, 2025 · 5:45 AM ET

HEARD ON WEEKEND EDITION SUNDAY



Pien Huang



Water System Impacts

What are VOCs?

- Carbon-based chemicals
- Can occur naturally or be man-made
- Evaporate easily at ambient temperatures

How are VOCs regulated?

- US EPA's National Primary Drinking Water Regulations
- Some have set maximum contaminant levels (MCLs)
- MCLs based on long-term risks to human health

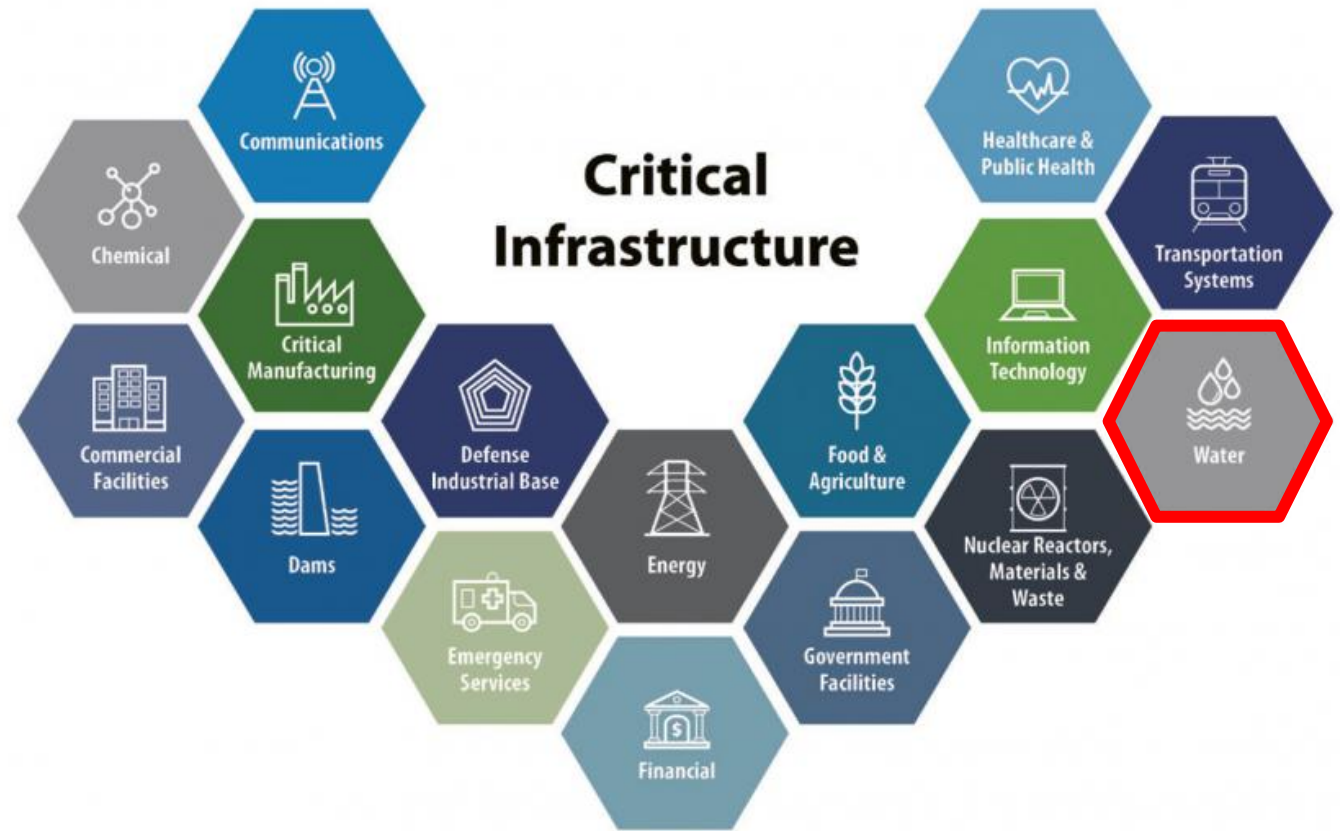




Water System Impacts

Critical Infrastructure:

the systems, facilities, assets, and networks—both physical and virtual—that are essential for a society's functioning, security, and economic stability






Current State of Research: The Source of Water System VOC Contamination Following Wildfire



Post-Wildfire VOC Contamination

Physical Infrastructure Damage



Depressurization


Why fire hydrants and water supply failed during Los Angeles wildfires

The LA wildfires continue to burn, with Santa Ana winds set to intensify and a range of challenges hampering rescue efforts.

As Inferno Grew, Lahaina's Water System Collapsed

Firefighters who rushed to contain the Maui wildfire found that hydrants were running dry, forcing crews to embark instead on a perilous rescue mission.




Why did some fire hydrants run out of water when we needed them most? 



Takeaway: When fire hydrants have low water pressure, it is likely because many people are using water at the same time to protect property, damaged pipes are leaking water, and/or electric power service is interrupted.

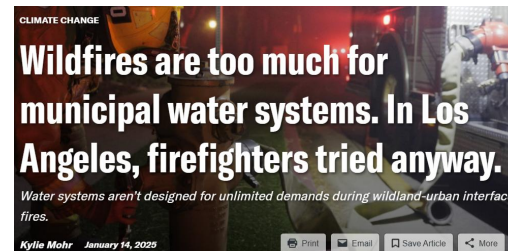


VOC Contamination



Paradise, CA, USA

[4]





Post-Wildfire VOC Contamination

Community Impacts of VOCs:

- Recovery delayed
- Do not drink, do not boil orders
- Costly system repairs

Post-Fire Analysis

- California and Colorado
- 12 different VOCs and SVOCs present
- 1000x MCL for benzene
- Present in both polymer and metal pipes





VOC Contamination Mechanisms

1. Degradation of pipe materials in water system due to exposure to elevated temperatures
2. Localized depressurization introducing contaminated combustion gases and/or particulate matter into the system
3. Back siphoning of contaminated water from damaged building plumbing

How is current research addressing these contamination mechanisms?

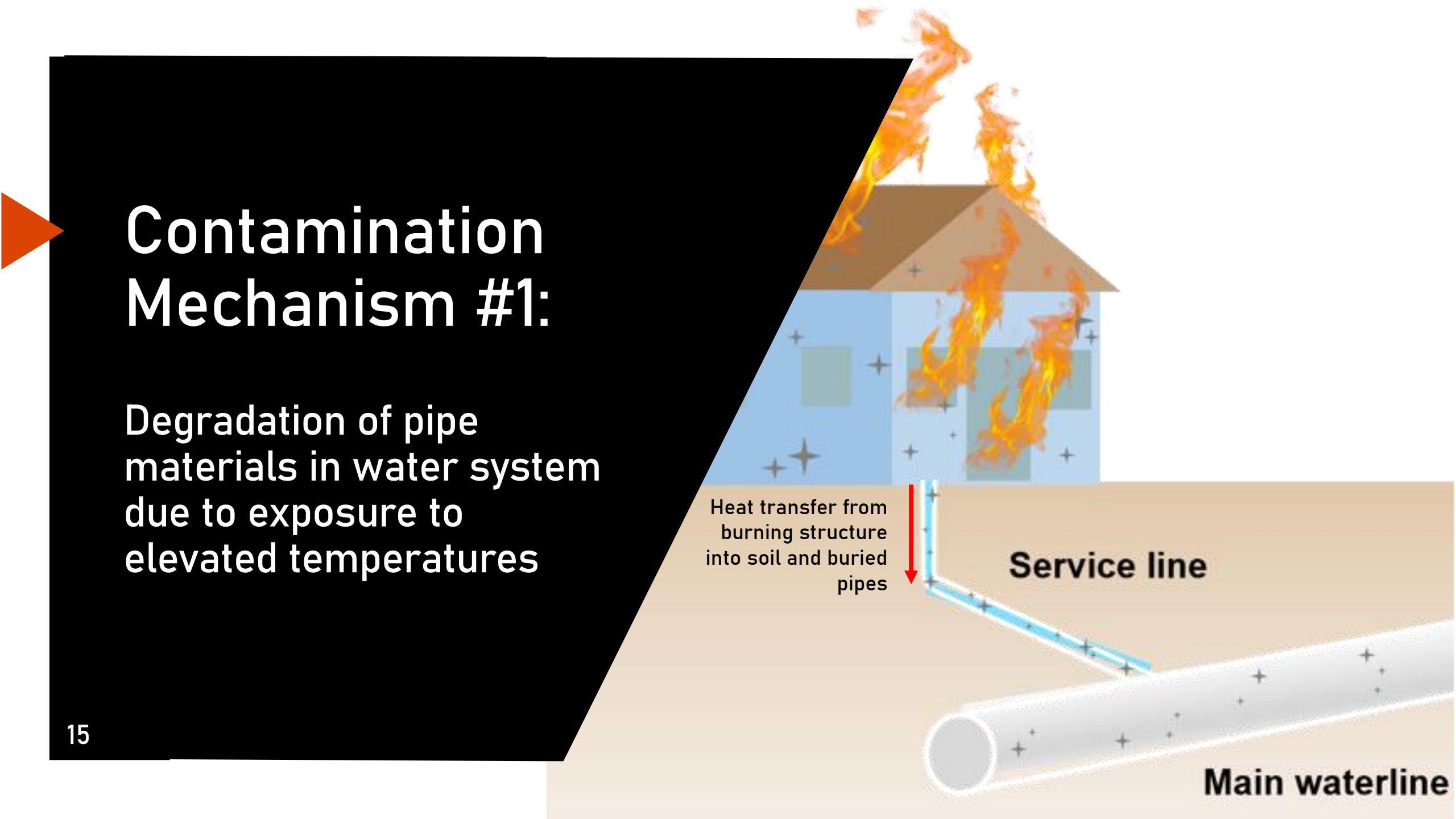
Contamination Mechanism #1:

Degradation of pipe materials in water system due to exposure to elevated temperatures

Heat transfer from burning structure into soil and buried pipes

Service line

Main waterline






VOC Leaching from Degraded Pipe Materials



Release VOCs
when exposed
to elevated
temperatures [4] -[11]

Largely Inert [8], [9]



Supports contamination
mechanism 1 by showing
polymer pipe materials
can degrade and release
VOCs



VOC Leaching from Degraded Pipe Materials



PEX

- Temperature benzene is first leached: 150°C [5]



PVC

- Estimated temperature concentration of benzene leached will exceed federal MCL: 194°C [8]



HDPE

- Temperature benzene is first leached: 150°C [5]
- Estimated temperature concentration of benzene leached will exceed federal MCL: 254°C [8]



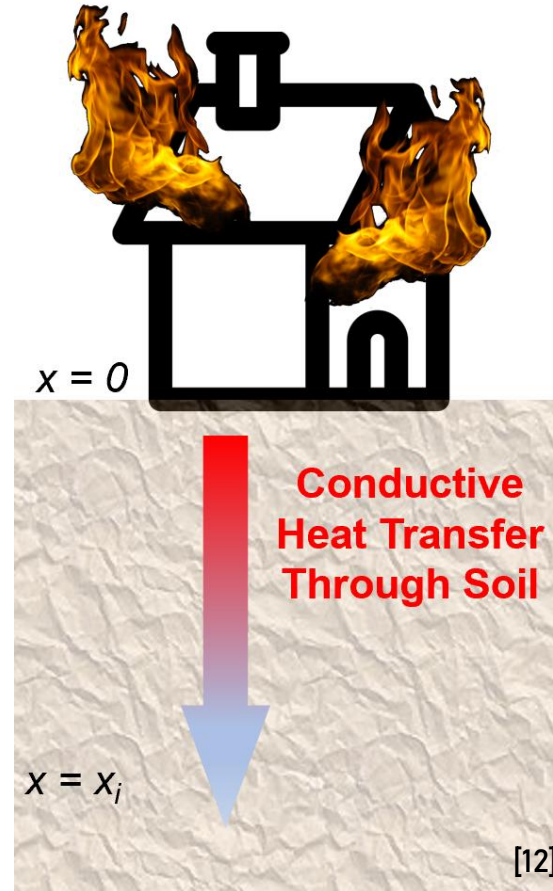

VOC Leaching from Degraded Pipe Materials



PVC critical temperature
(194°C) [8]



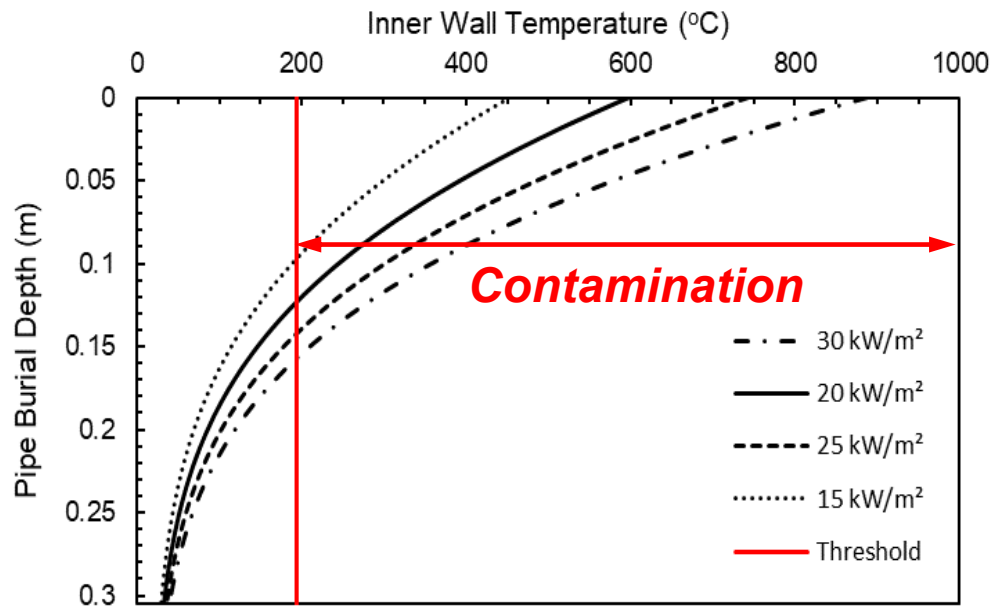
HDPE critical temperature
(254°C) [8]



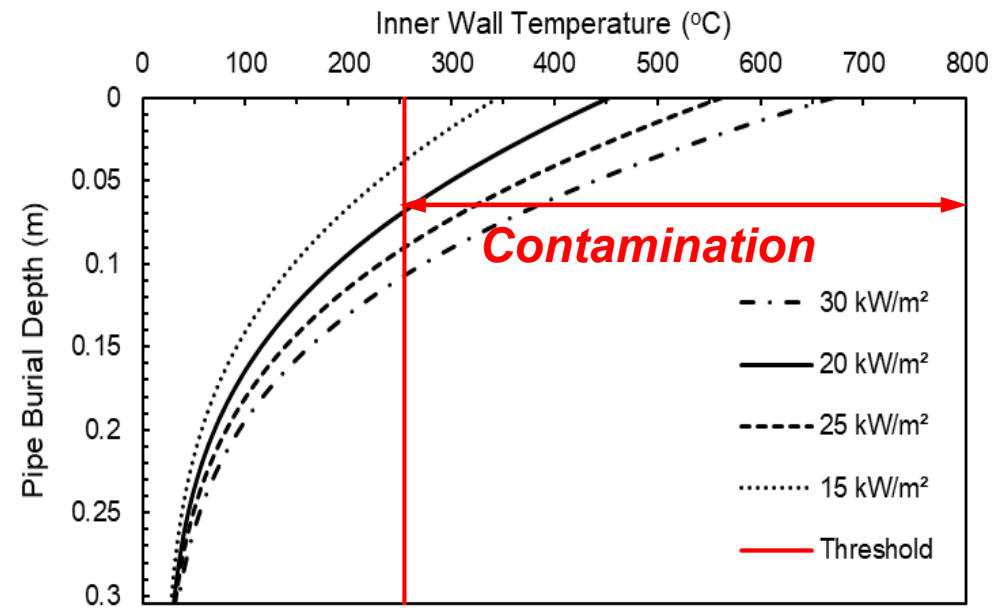


VOC Leaching from Degraded Pipe Materials

Two-hour exposure (PVC)



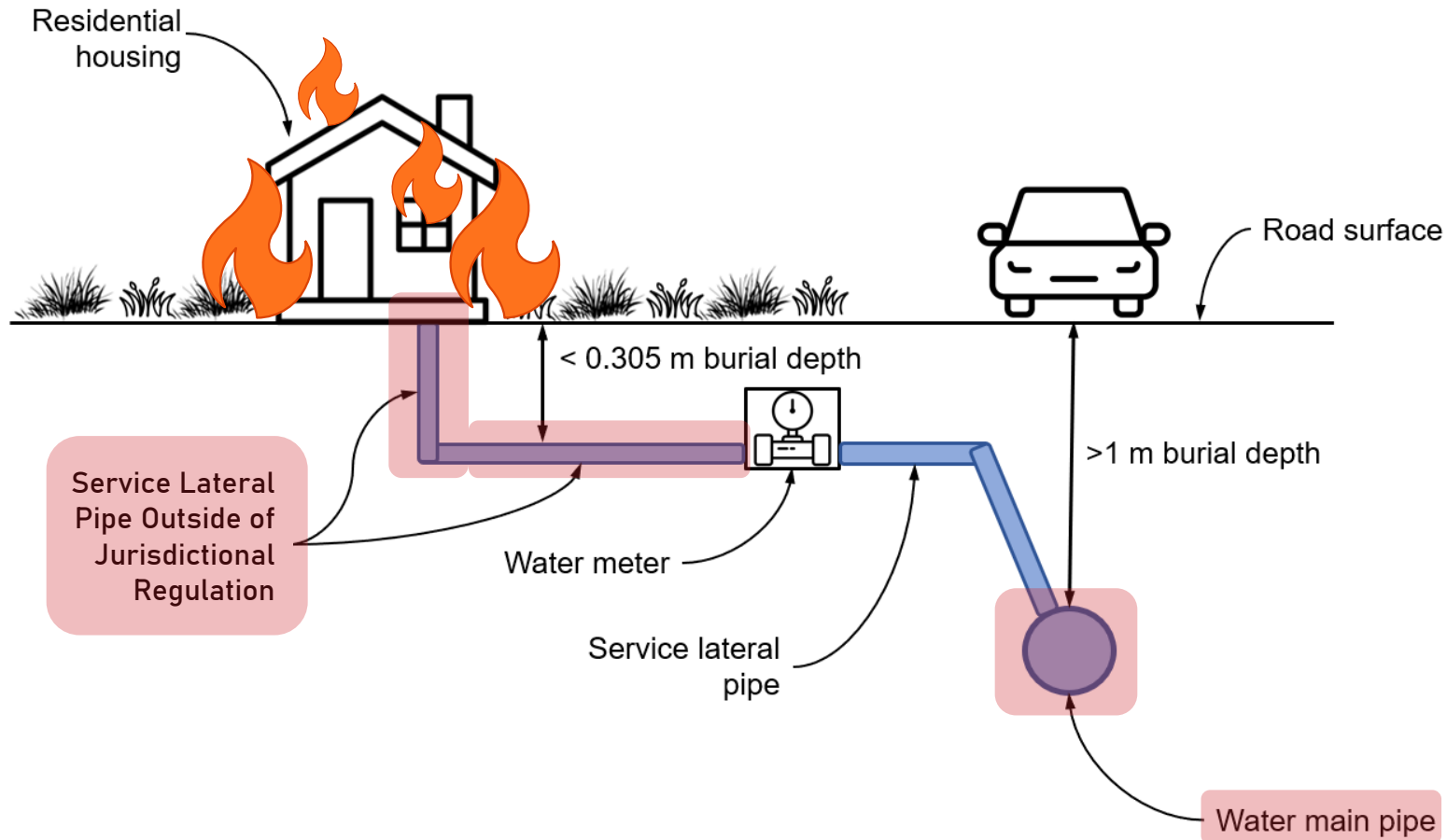
Two-hour exposure (HDPE)



PVC and HDPE pipes buried with 4" or less of soil cover exceeded their critical threshold temperature under simulated low-intensity wildfire exposures.

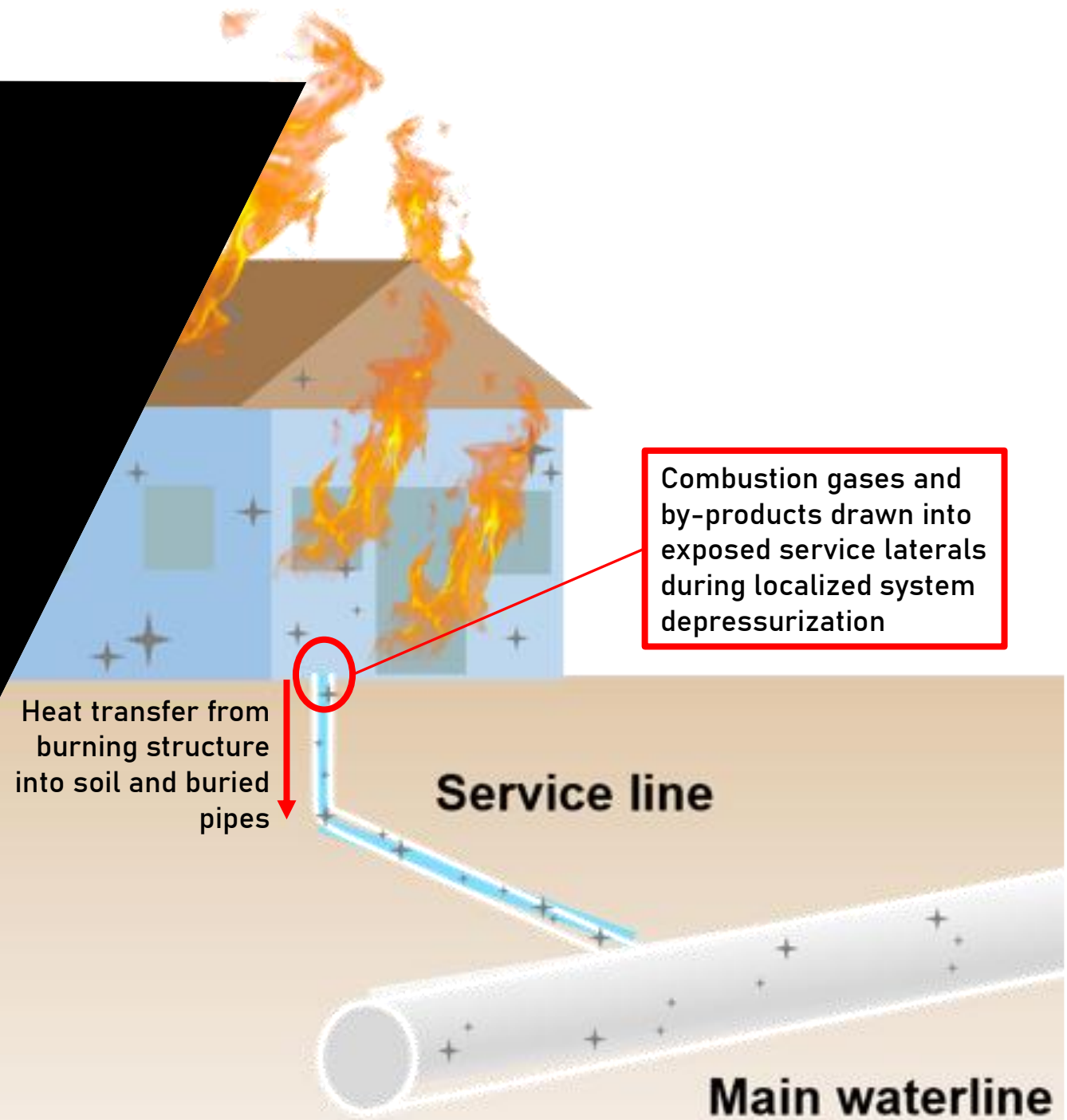


VOC Leaching from Degraded Pipe Materials



Contamination Mechanism #2:

Localized depressurization introducing contaminated combustion gases and/or particulate matter into the system





VOCs Generated Combustion By-products

Demonstrates that there is the potential for combustion gases to introduce VOC to open service laterals when local depressurization occurs.



Burning structures release VOCs as materials burn [14], [15]

Concentrations of VOCs released generally increase with combustion time [14], [16]

VOCs from combustion gases can condense to liquid when gases cool [17]



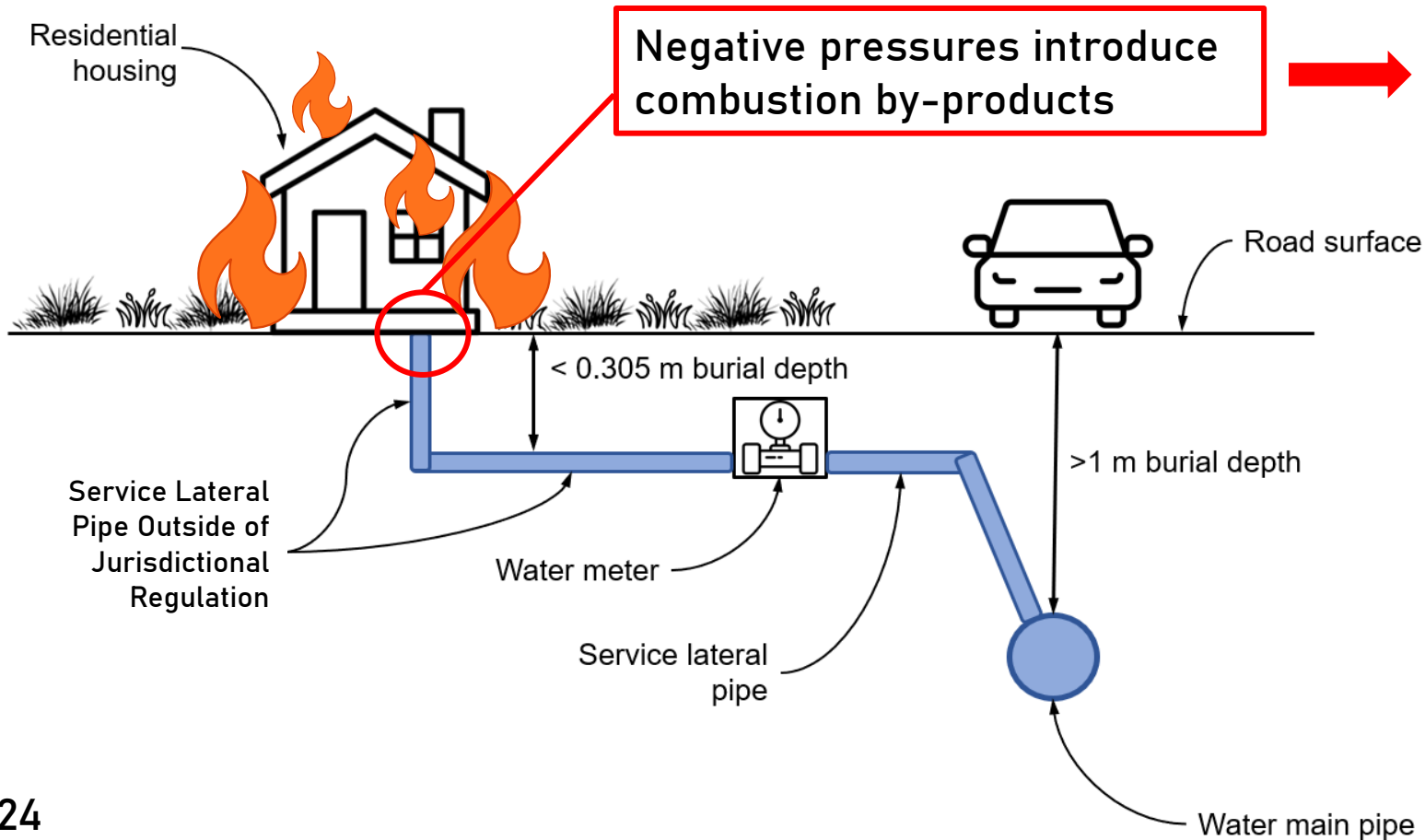
Introduction of VOCs through Local System Depressurization

- Methodology developed to simulate localized depressurization of service laterals
- Looks to quantify:
 - VOCs generated from combustion of compartment of known fuel load
 - Impact of introduced combustion gases and condensate on service laterals
- On-going research





Introduction of VOCs through Local System Depressurization



No visible damage on exterior

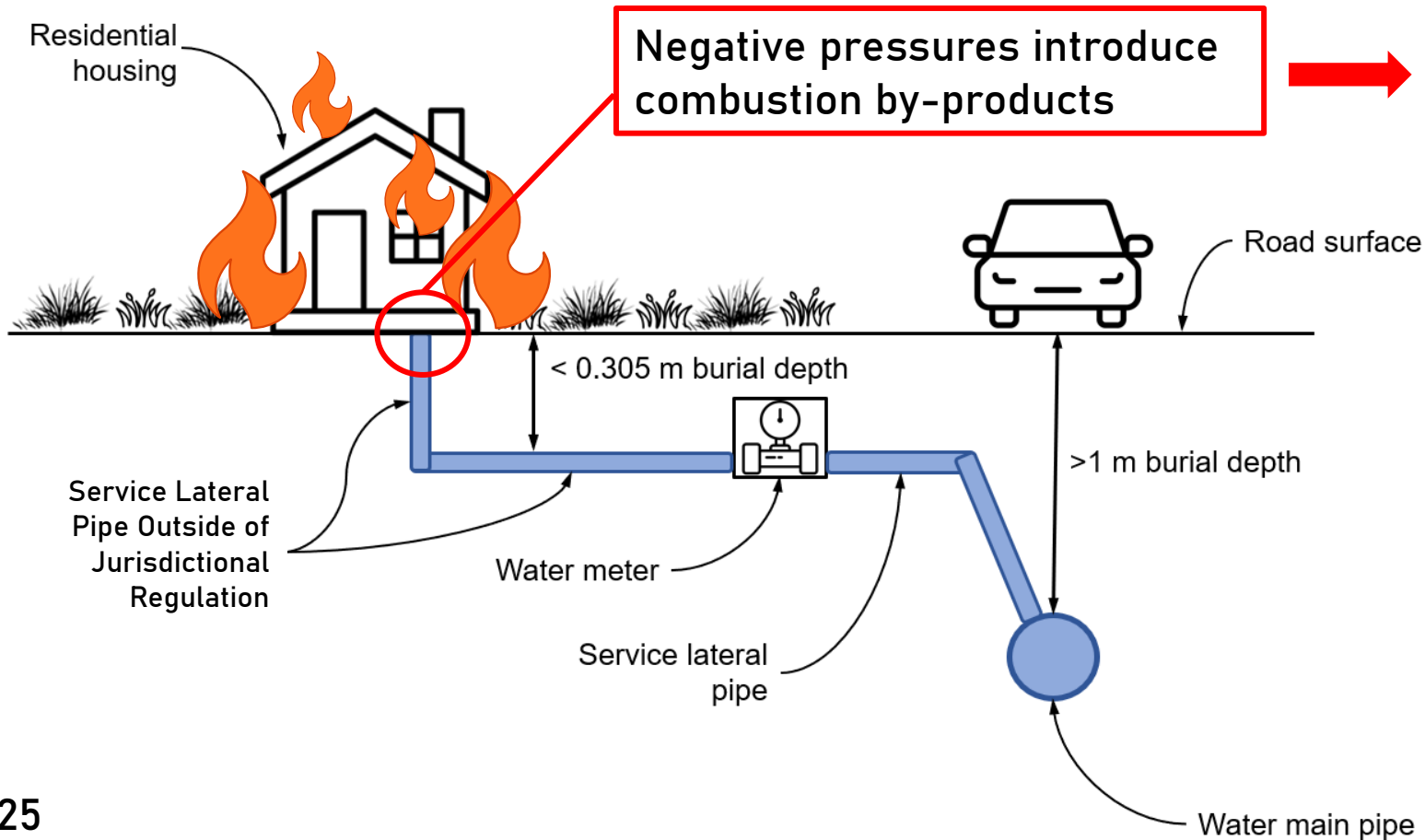


Adhesion of particulate matter and thermal degradation on the interior





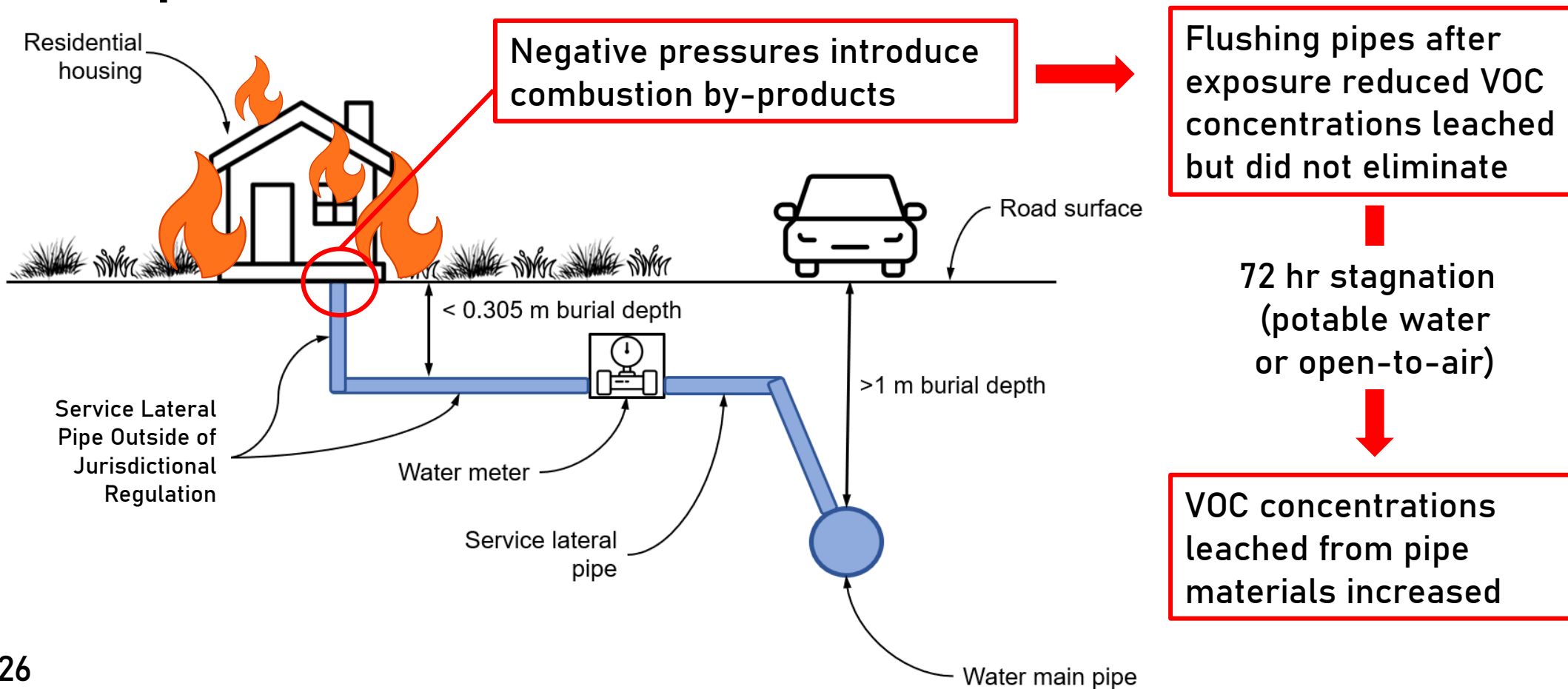
Introduction of VOCs through Local System Depressurization



Polymer Pipes (PVC, HDPE) more susceptible to VOC contamination under negative pressure conditions than metal (galv. steel)

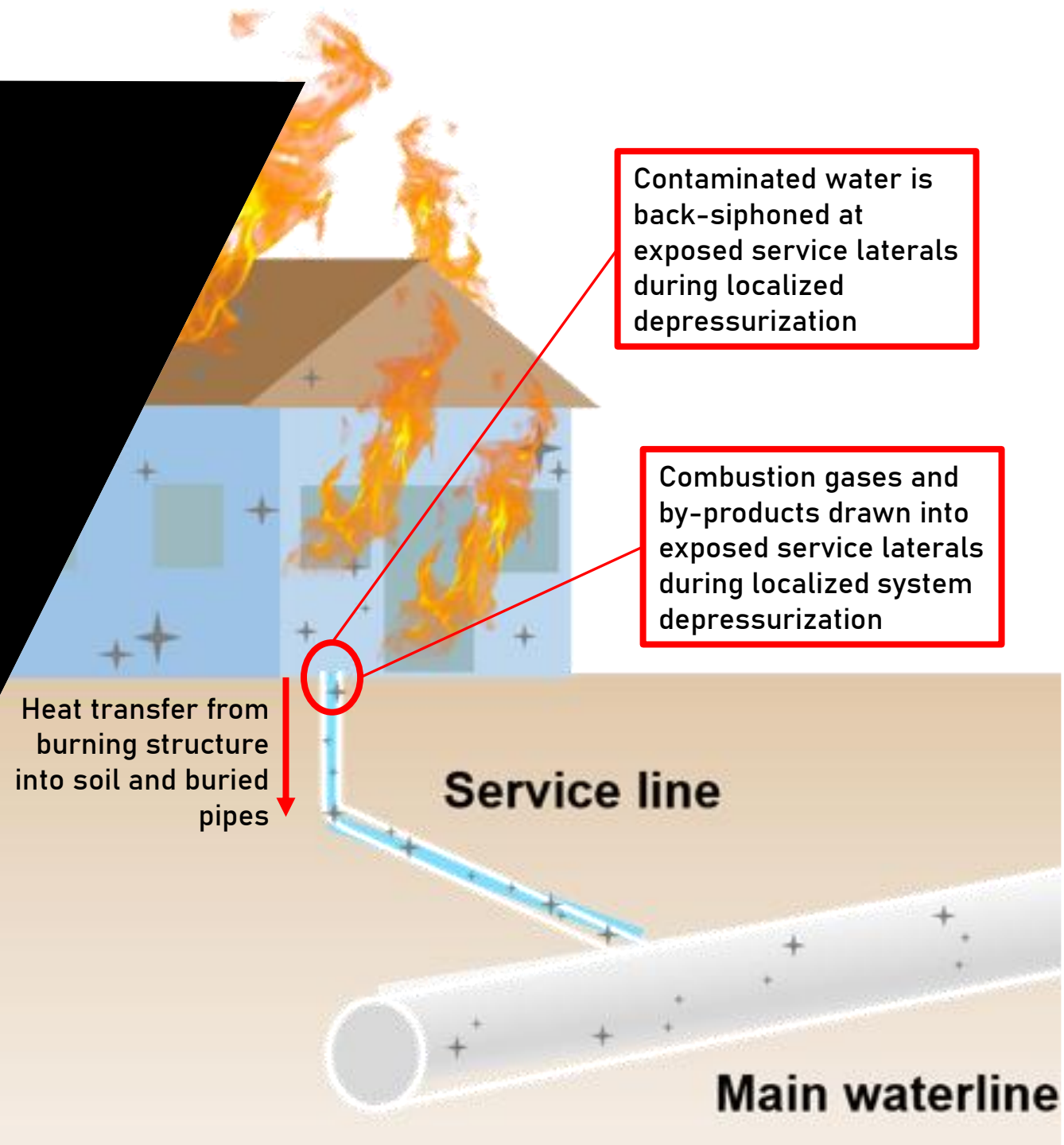


Introduction of VOCs through Local System Depressurization



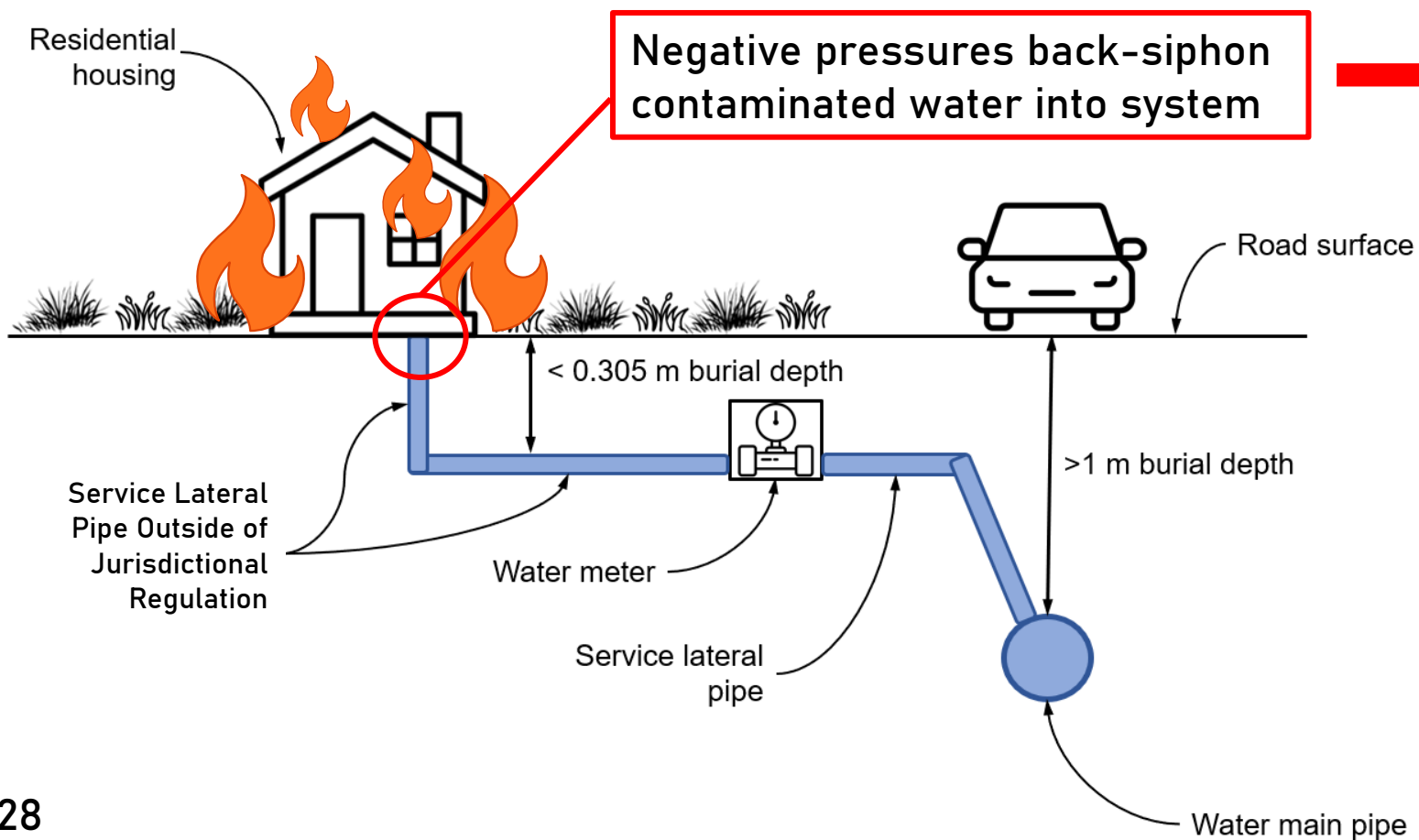
Contamination Mechanism #3:

Back siphoning of contaminated water from damaged building plumbing





Introduction of VOCs through Back-siphoning of Contaminated Water



Pipe flushed after exposure to combustion by-products

72 hr stagnation with fire suppression runoff inside

VOC leaching did not increase like it did for potable water and open-to-air stagnation conditions




Image Credit: AP Photo/Chris Pizzello

Current State of Research: Design of More Wildfire Resilient Water Systems



Design of More Wildfire Resilient Water Systems



[21]



- Model demands wildfires place on water systems
 - Leaks at fire impacted structures
 - Firefighting




Leaks at Destroyed Structures



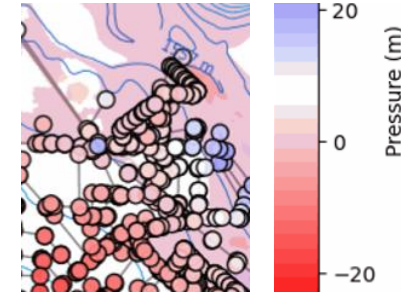
Firefighting Demands



Design of More Wildfire Resilient Water Systems



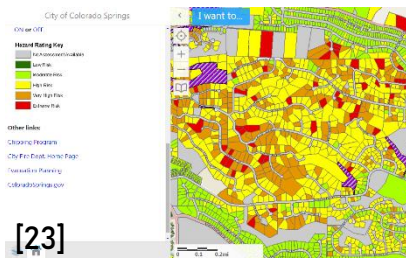
[21]



Depressurization
vulnerability
assessment



Wildfire operations
planning



Evaluation of
effectiveness of
potential mitigation
measures



Design of More Wildfire Resilient Water Systems

Concept of Operations (CONOPS) Plan for WDS Testing and Recovery [24]

- Developed to help communities recover
- Provides operational guidance
 - Addresses complex scenarios
 - Flexible



PROJECT NO.
5106



Concept of Operations (CONOPS) Plan for Water Distribution System Testing and Recovery





Image Credit: AP Photo/Chris Pizzello

Future Research



Image Credit: AP Photo/Chris Pizzello

Future Research - Experimental

- Contamination characterization
- Pressure system integrity
- Recovery protocols
- Fire suppression capacity



Image Credit: AP Photo/Chris Pizzello

Future Research - Numerical

- Contamination transport modeling
- Vulnerability assessment frameworks
- Recovery optimization modeling

Thank You!

 metzamy@oregonstate.edu



SFPE
Foundation®





References

- [1] U. S. University, "Landscaping in the Utah Wildland-Urban Interface." Accessed: Aug. 27, 2025. [Online]. Available: <https://extension.usu.edu/laep/research/landscaping-in-utah-wildland-urban-interface>
- [2] USDA Forest Service Northern Research Station, "Understanding the Wildland-Urban Interface (1990-2020) StoryMap." USDA Fore Service, 2023. [Online]. Available: <https://www.fs.usda.gov/research/nrs/products/dataandtools/interactivemaps/understanding-wildland-urban-interface-1990-2020-storymap>
- [3] M. C. Escobar, L. Leatherby, S. Reinhard, E. Shao, and C. Smart, "Mapping the Damage From the Maui Wildfires," *The New York Times*, Aug. 10, 2023. Accessed: Aug. 27, 2025. [Online]. Available: <https://www.nytimes.com/interactive/2023/08/10/us/maui-wildfire-map-hawaii.html>
- [4] G. M. Solomon, S. Hurley, C. Carpenter, T. M. Young, P. English, and P. Reynolds, "Fire and Water: Assessing Drinking Water Contamination after a Major Wildfire," *ACS ES and T Water*, vol. 1, no. 8, pp. 1878–1886, 2021, doi: 10.1021/acsestwater.1c00129.
- [5] C. R. Proctor, J. Lee, D. Yu, A. D. Shah, and A. J. Whelton, "Wildfire caused widespread drinking water distribution network contamination," *AWWA Water Science*, vol. 2, no. 4, Jul. 2020, doi: 10.1002/aws2.1183.
- [6] K. P. Isaacson, A. Verma, A. J. Whelton, J. P. Youngblood, and A. D. Shah, "Formation and aqueous phase leaching of organic compounds following thermal degradation of commercial drinking water plastic pipes," *Journal of Hazardous Materials*, vol. 489, p. 137562, Jun. 2025, doi: 10.1016/j.jhazmat.2025.137562.
- [7] W. M. Draper *et al.*, "Organic Chemical Contaminants in Water System Infrastructure Following Wildfire," *ACS EST Water*, vol. 2, no. 2, pp. 357–366, Feb. 2022, doi: 10.1021/acsestwater.1c00401.
- [8] A. J. Metz, E. C. Fischer, and B. P. Wham, "Behavior of Service Lateral Pipes during Wildfires: Testing Methodologies and Impact on Drinking Water Contamination," *ACS ES&T Water*, 2023, doi: 10.1021/acsestwater.2c00248.
- [9] E. C. Fischer, B. P. Wham, and A. Metz, "Contaminant Migration from Polymer Pipes to Drinking Water under High Temperature Wildfire Exposure," in *Lifelines 2022*, Virtual Conference: American Society of Civil Engineers, Nov. 2022, pp. 666–676. doi: 10.1061/9780784484432.060.



References

- [10] N. S. Chong, S. Abdulramoni, D. Patterson, and H. Brown, "Releases of fire-derived contaminants from polymer pipes made of polyvinyl chloride," *Toxics*, vol. 7, no. 4, Dec. 2019, doi: 10.3390/toxics7040057.
- [11] K. P. Isaacson *et al.*, "Drinking water contamination from the thermal degradation of plastics: implications for wildfire and structure fire response," *Environ. Sci.: Water Res. Technol.*, vol. 7, no. 2, pp. 274–284, 2021, doi: 10.1039/D0EW00836B.
- [12] E. G. Richter, E. C. Fischer, A. Metz, and B. P. Wham, "Simulation of Heat Transfer Through Soil for the Investigation of Wildfire Impacts on Buried Pipelines," *Fire Technology*, vol. 58, no. 4, pp. 1889–1915, Jul. 2022, doi: 10.1007/s10694-022-01232-3.
- [13] Amy Metz, "Heat Transfer Analysis of Water Service Laterals during Wildland Urban Interface Fire," presented at the EMI/PMC 2024, Chicago, IL, May 31, 2024. Accessed: Jan. 05, 2025. [Online]. Available: https://upload.asce.org/public/file/sb9ozjlfuo8hanmb6yyta/Program_EMI-PMC%202024_Final.pdf
- [14] K. W. Fent *et al.*, "Airborne contaminants during controlled residential fires," *Journal of Occupational and Environmental Hygiene*, vol. 15, no. 5, pp. 399–412, May 2018, doi: 10.1080/15459624.2018.1445260.
- [15] G. P. Horn, D. Madrzykowski, D. L. Neumann, A. C. Mayer, and K. W. Fent, "Airborne contamination during post-fire investigations: Hot, warm and cold scenes," *Journal of Occupational and Environmental Hygiene*, vol. 19, no. 1, pp. 35–49, Jan. 2022, doi: 10.1080/15459624.2021.2002343.
- [16] C. C. Austin, D. Wang, D. J. Ecobichon, and G. Dussault, "Characterization of volatile organic compounds in smoke at experimental fires," *Journal of Toxicology and Environmental Health - Part A*, vol. 63, no. 3, pp. 191–206, 2001, doi: 10.1080/15287390151101547.
- [17] G. P. Horn, N. W. Dow, and D. L. Neumann, "Pilot Study on Fire Effluent Condensate from Full Scale Residential Fires," *Fire Technology*, 2023, doi: 10.1007/s10694-023-01487-4.
- [18] "Examine Post-Fire Water Contamination in the Wildland Urban Interface." Accessed: Oct. 03, 2024. [Online]. Available: <https://fsri.org/research/examining-post-fire-water-contamination-wildland-urban-interface>



References

- [19] A. J. Metz et al., “Assessing Water Quality Impacts of Wildfire-Induced Depressurization in Water Systems: An Experimental Method,” *Fire Technology*, In review 2025.
- [20] A. J. Metz et al., “Assessing Water Quality Impacts of Wildfire-Induced Depressurization in Water Systems: VOC Analysis Results,” *Fire Technology*, In Review 2025.
- [21] K. A. Klise, M. Bynum, D. Moriarty, and R. Murray, “A software framework for assessing the resilience of drinking water systems to disasters with an example earthquake case study,” *Environmental Modelling & Software*, vol. 95, pp. 420–431, Sep. 2017, doi: 10.1016/j.envsoft.2017.06.022.
- [22] “Municipal water systems aren’t designed to fight wildfires, but maybe they should be, experts say – Daily News.” Accessed: Sep. 01, 2025. [Online]. Available: <https://www.dailynews.com/2025/01/11/municipal-water-systems-arent-designed-to-fight-wildfires-but-maybe-they-should-be-experts-say/>
- [23] Anchor Point Group, “Inyo County, California Community Wildfire Protection Plan.” Inyo County, Independence, CA, 2024. [Online]. Available: <https://storymaps.arcgis.com/stories/4f9a0c13271946c2902023be680fff3f>
- [24] A. J. Whelton, K. P. Isaacson, and A. D. Shah, “Concept of Operations (CONOPS) Plan for Water Distribution System Testing and Recovery.” The Water Research Foundation, 2024.

Thank you for attending the webinar!



Do you have questions or comments about the *Research in Fire Engineering* Webinar Series?



Contact the SFPE Foundation's Research Project Manager, Amanda Tarbet:
atarbet@sfpefoundation.org

If you enjoyed this webinar and would like to support similar research projects, student researchers, and more, visit <https://tinyurl.com/sfpefoundation> or scan this QR code to donate!

